


INTERMEDIATE CHALLENGES




PETE'S SPIKE
CONQUER THE MOUNTAIN

41 INTERMEDIATE

Thinkfun®

A circular board with a 5x5 grid of holes. The top hole is empty. The second row contains four colored spikes: orange, red, blue, and yellow. The third row has a target symbol in the second hole. The fourth row has a blue spike in the second hole. The fifth row has a blue spike in the second hole.




PETE'S SPIKE
CONQUER THE MOUNTAIN

42 INTERMEDIATE

Thinkfun®

A circular board with a 5x5 grid of holes. The top hole is empty. The second row contains three colored spikes: red, orange, and blue. The third row has a yellow spike in the second hole and a target symbol in the third hole. The fourth row has a blue spike in the fourth hole. The fifth row has a blue spike in the fourth hole.




PETE'S SPIKE
CONQUER THE MOUNTAIN

43 INTERMEDIATE

Thinkfun®

A circular board with a 5x5 grid of holes. The top hole is empty. The second row contains four colored spikes: red, orange, blue, and yellow. The third row has a yellow spike in the first hole and a target symbol in the second hole. The fourth row has a blue spike in the second hole. The fifth row has a blue spike in the second hole.




PETE'S SPIKE
CONQUER THE MOUNTAIN

44 INTERMEDIATE

Thinkfun®

A circular board with a 5x5 grid of holes. The top hole is empty. The second row contains four colored spikes: red, blue, yellow, and yellow. The third row has a blue spike in the first hole and a target symbol in the second hole. The fourth row has a blue spike in the first hole. The fifth row has a green spike in the fourth hole.


ADVANCED CHALLENGES



PETE'S SPIKE
CONQUER THE MOUNTAIN

45 **ADVANCED**


Detailed description: A circular 5x5 grid with a target in the center. Colored pieces are placed as follows: Row 1: Red (1,1), Orange (2,1), Blue (3,1); Row 2: Yellow (4,5); Row 3: Blue (1,2); Row 4: Empty; Row 5: Empty.



PETE'S SPIKE
CONQUER THE MOUNTAIN

46 **ADVANCED**


Detailed description: A circular 5x5 grid with a target in the center. Colored pieces are placed as follows: Row 1: Red (1,1), Orange (2,1), Yellow (4,5); Row 2: Empty; Row 3: Blue (1,2), Green (4,5); Row 4: Empty; Row 5: Empty.



PETE'S SPIKE
CONQUER THE MOUNTAIN

47 **ADVANCED**

Detailed description: A circular 5x5 grid with a target in the center. Colored pieces are placed as follows: Row 1: Orange (3,5); Row 2: Red (2,2); Row 3: Blue (4,5); Row 4: Yellow (1,1), Blue (4,2); Row 5: Blue (4,5).




PETE'S SPIKE
CONQUER THE MOUNTAIN

48 **ADVANCED**

Detailed description: A circular 5x5 grid with a target in the center. Colored pieces are placed as follows: Row 1: Red (2,2), Orange (4,5); Row 2: Blue (1,1), Blue (4,2); Row 3: Green (3,2); Row 4: Empty; Row 5: Empty.

EXPERT CHALLENGES




PETE'S PIKE
CONQUER THE MOUNTAIN

49 EXPERT

Thinkfun®

Detailed description: A circular board with a 5x5 grid of 25 holes. A target symbol is in the center hole. Colored pegs are placed in the following positions: Row 1: Red (2nd hole), Orange (4th hole); Row 2: Blue (1st hole), Yellow (4th hole), Blue (5th hole).



PETE'S PIKE
CONQUER THE MOUNTAIN

50 EXPERT

Thinkfun®

Detailed description: A circular board with a 5x5 grid of 25 holes. A target symbol is in the center hole. Colored pegs are placed in the following positions: Row 1: Red (2nd hole), Blue (5th hole); Row 2: Yellow (4th hole); Row 3: Blue (1st hole), Green (3rd hole).




PETE'S PIKE
CONQUER THE MOUNTAIN

51 EXPERT

Thinkfun®

Detailed description: A circular board with a 5x5 grid of 25 holes. A target symbol is in the center hole. Colored pegs are placed in the following positions: Row 1: Red (1st hole), Orange (5th hole); Row 2: Blue (2nd hole); Row 3: Yellow (4th hole); Row 4: Blue (2nd hole), Green (3rd hole).



PETE'S PIKE
CONQUER THE MOUNTAIN

52 EXPERT

Thinkfun®

Detailed description: A circular board with a 5x5 grid of 25 holes. A target symbol is in the center hole. Colored pegs are placed in the following positions: Row 1: Red (1st hole), Orange (2nd hole), Yellow (5th hole); Row 3: Blue (4th hole); Row 4: Green (1st hole).

MASTER CHALLENGES


PETE'S SPIKE
CONQUER THE MOUNTAIN



Thinkfun®

53 MASTER

PETE'S SPIKE
CONQUER THE MOUNTAIN



Thinkfun®

54 MASTER


PETE'S SPIKE
CONQUER THE MOUNTAIN



Thinkfun®

55 MASTER

PETE'S SPIKE
CONQUER THE MOUNTAIN



Thinkfun®

56 MASTER